ALTEC LANSING

JUST LISTEN.

LIFEJACKET JOLT WITH LIGHTS RUGGED BLUETOOTH SPEAKER

IMW580L

QUICK START GUIDE

In the Box

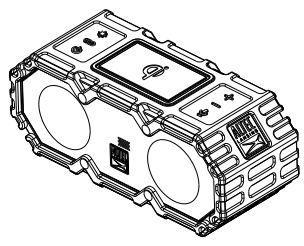

IMW580L Lifejacket Jolt with Lights Rugged Bluetooth Speaker

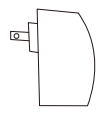

Wall Charger

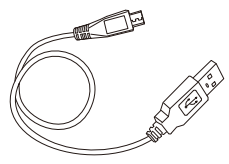

Micro USB Cable

A Closer Look

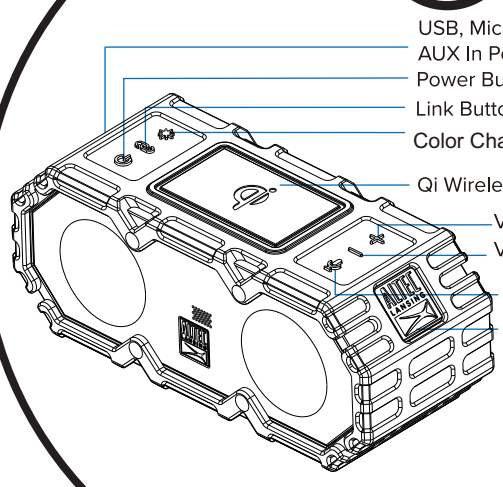

Charging

5-6 Hours Full Charge

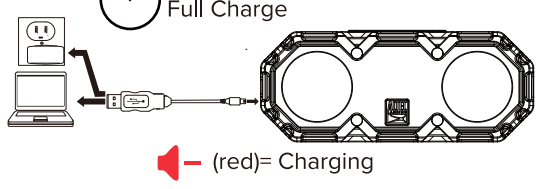

(red)= Charging

(off)= Charged

Place a Qi Wireless Charging Compatible Device on the Wireless Charging Pad to Begin Charging.

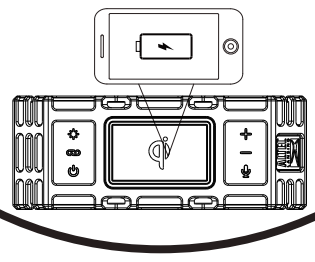

Powering On/ Bluetooth Pairing

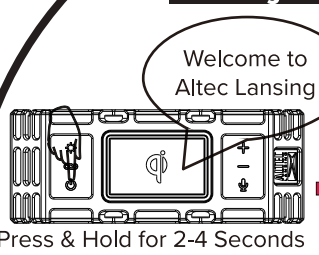

Press & Hold for 2-4 Seconds

Flashing Blue = Ready to Pair

Solid = Paired

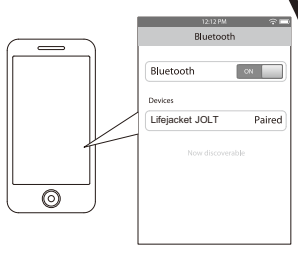

OR

For NFC-Enabled Phones

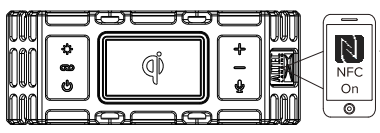

Touch back of phone to Altec Lansing Logo

House Party Mode

After connecting Bluetooth
PRESS & HOLD 2-3 SECONDS

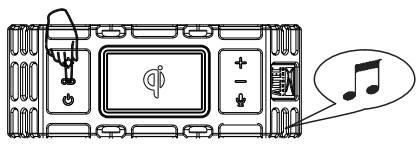

● = Parent Speaker Ready to Pair

Any Additional Speakers
TAP ONCE

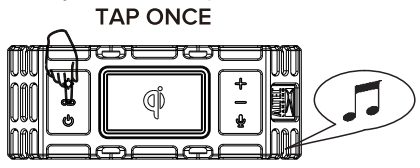

● = Green light will continue to flash when connected.

Just Ask/ Light Change Mode

To toggle between the different light modes: Multi color slow fade, White pulse to music, Multi color pulse to music, White slow fade, Solid Blue, Multi color change, Off.

PRESS



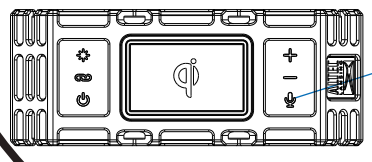

PRESS

To Activate JUST ASK and Speak to Siri or Google Assistant

Note: First time Power on the unit, After 20 seconds the Light will automatic change to off.

Controlling Music/Bluetooth Reset

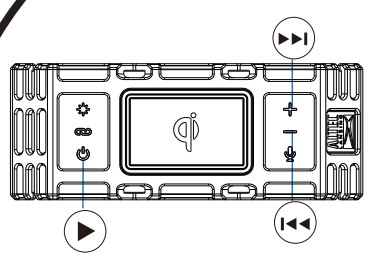

PRESS

▶ Play/Pause

\+ Volume Up

— Volume Down

PRESS & HOLD

▶▶| Next Track

|◀◀ Previous Track

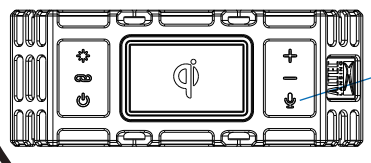

PRESS & HOLD

Disconnect Bluetooth: Press & Hold for 5 seconds and device will beep.
Reset All Connections: Press & Hold for 10 seconds and device will beep twice.

Answering Calls

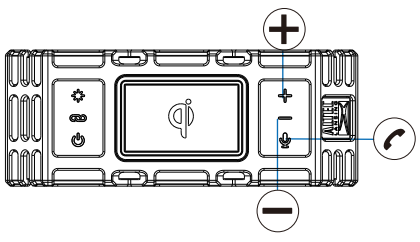

PRESS

\+ Volume Up

— Volume Down

Answer Call/ End Call

PRESS & HOLD

Ignore Call

Overall battery performance varies dependent upon use, settings and environmental conditions. For further information, please visit www.alteclansing.com

est. FIRST

FOLLOW US ON #myalteclansing